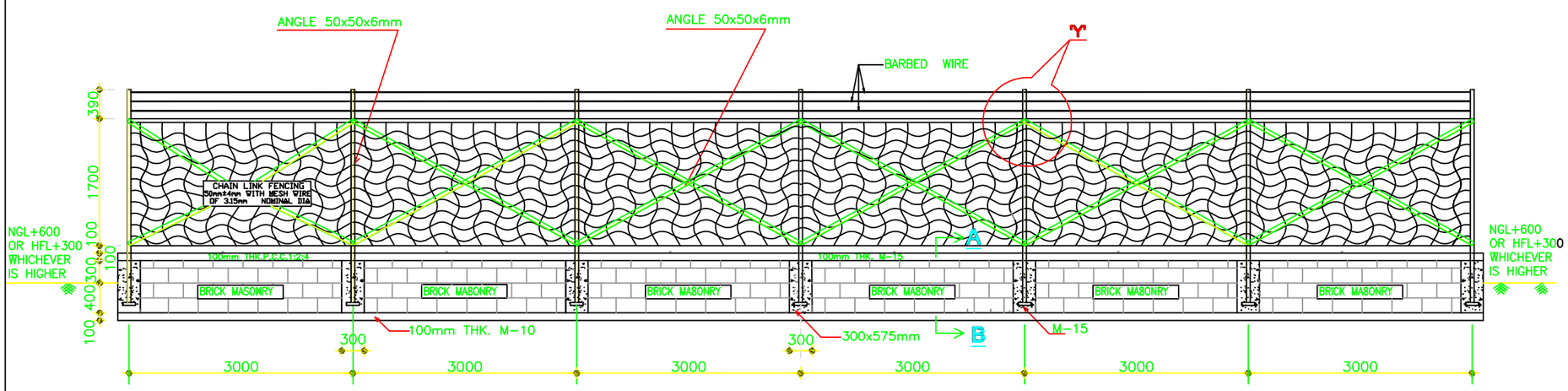

TYPICAL DRAWING FOR CHAIN LINK FENCING

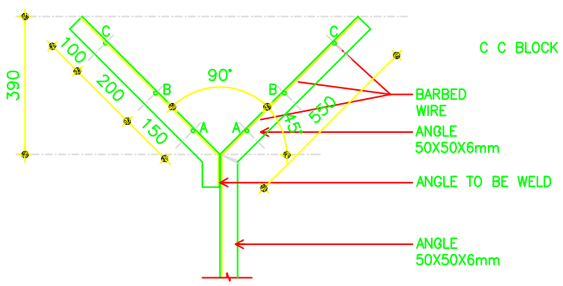

TYPICAL ARRANGEMENT OF Y - POST AND BARBED WIRE

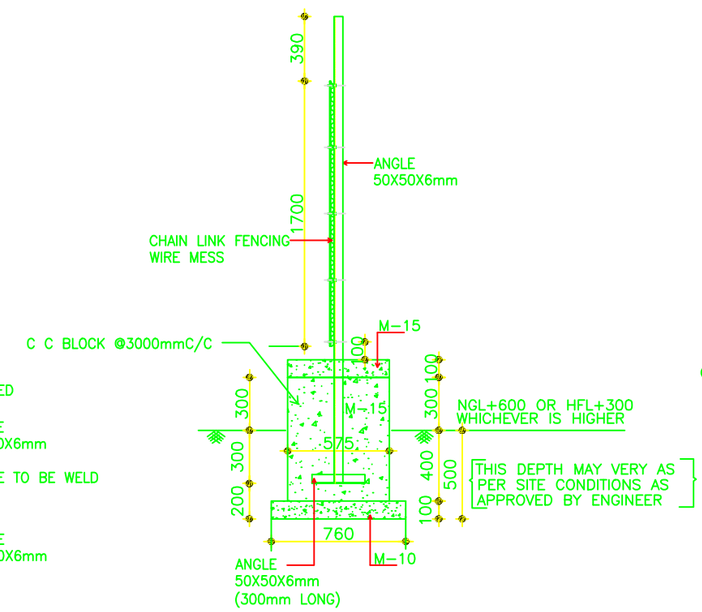

TYPICAL FIXING ARRANGEMENT OF FLAT TO HOLD CHAIN LINK FENCING

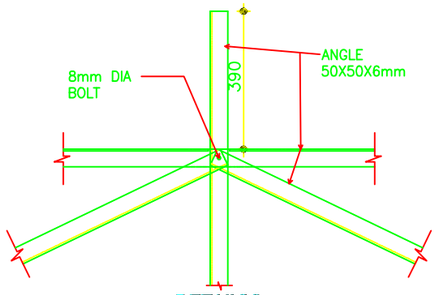

DETAIL'Y'

TYPICAL FIXING ARRANGEMENT OF VERTICAL, HORIZONTAL & DIAGONAL ANGLES ON TOP

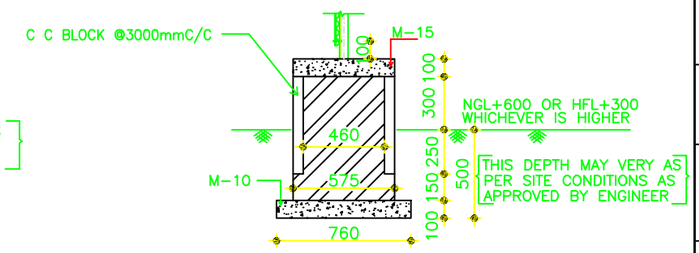

SECTION- A B

NOTES:-

1. ALL DIMENSIONS ARE IN MILLIMETERS UNLESS NOTED OTHERWISE.
2. WRITTEN DIMENSIONS ARE TO BE FOLLOWED. DRAWINGS ARE NOT TO BE SCALED.
3. ANY DISCREPANCY IN THE DRAWING SHALL BE BROUGHT TO THE NOTICE OF THE ENGINEER
4. EXPANSION JOINTS IN MASONRY AND ALSO IN CHAIN LINK SHOULD BE PROVIDED AT REGULAR INTERVAL OF (30M C/C)
5. THE MESH SIZE OF CHAIN LINK SHOULD BE 50mm±4mm AND MESH WIRE SHOULD HAVE A NOMINAL DIAMETER OF 3.15mm
6. DEPTH OF FOUNDATION BELOW FILLED UP LEVEL IS TENTATIVE. THIS MAY BE INCREASED BY ENGINEER AS PER SITE CONDITION.
7. THE LOCATION AND STATION, WHERE THIS CHAIN LINK FENCING IS TO BE PROVIDED, WILL BE AS PER EMPLOYER'S REQUIREMENTS.
8. WIRE MESH AND ANGLE SHALL BE PROPERLY FIXED WITH SUITABLE FIXTURE.

INDICATIVE DRAWING

DEDICATED FREIGHT CORRIDOR CORPORATION OF INDIA LTD.

GENERAL CONSULTANT

AECOM

AECOM Asia Co. Ltd.
9TH FLOOR, INFINITY TOWER C DLF CYBER CITY
DLF PHASE II GURGAON 122002, INDIA

EASTERN CORRIDOR

PROJECT: KHURJA TO PILKHANI

STRUCTURE: CONTRACT PACKAGE - 305

TITLE: TYPICAL GENERAL ARRANGEMENT DRAWING FOR CHAIN LINK FENCING

SCALE	DATE	DRAWN BY	CHECKED BY	APPROVED BY	DRG. NO.	REV.
N.T.S	07.04.16	S.O	K.R	A.D	GC/DFCC/CHAIN LINK FENCING/TYP-001	